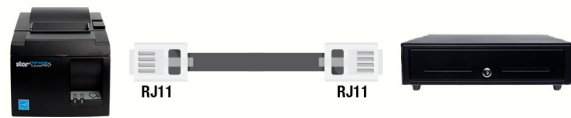


Cash Drawer Connectivity Guide

Connect a Star Printer to ONE Star Cash Drawer

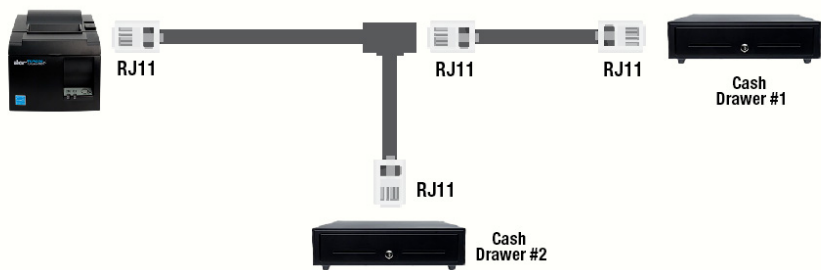
All Star cash drawers come with a Star Cash Drawer cable. Replacement cables below may be purchased as needed.



Description		Part Number
Cable, Cash Drawer, Connect Star Cash Drawer to Star Printer, 72 inch, Black	S1YE1Y-72 BLK V	37969530
Cable, Cash Drawer, Connect Star Cash Drawer to Star Printer, 72 inch, White	S1YE1Y-72 WHT V	37969540
Cable, Cash Drawer, Connect Star Cash Drawer to Star Printer, 120 inch, Black	S1YE1Y-120 BLK V	37961210

Connect a Star printer to TWO Star Cash Drawers

Combine the Star cash drawer cable (Included with the drawer) with the Dual Drawer Secure Cash Drawer cable below to create a dual drawer installation making a secure solution that makes it impossible to swap cash drawers at the printer. Dual drawer installations can be vulnerable to swapping the drawers with a traditional “Y” cable allowing an employee to access another cash drawer. Star’s Secure Cable makes this virtually impossible.



Description		Part Number
Cable, Cash Drawer, Dual Drawer Secure Cable for Star Value, Choice and Max Cash Drawers. Connect two (2) Star Cash Drawers to a Star or Epson Printer, 72 inch, Black	DK-S12YE12Y-DDSC-72	37969680

Connect a Star Printer to an Existing APG Cash Drawer

Use the 320 Cash Drawer Cable below to connect to an APG cash drawer. APG “320 Interface” cash drawers like Vasario Series, etc use a different 8-pin RJ45 connector than Star cash drawers so we have a cable for that.



Description		Part Number
Cable, Cash Drawer 1, Connects APG Drawer with 320 Interface to Star Printer, RJ45 Male to RJ11 Male, 72 inch, Black	DK-S1Y-APG320-72 BLK	37968190

Cash Drawer Connectivity Guide

Connect a printer (Epson, Bixolon, Etc) to ONE Star Cash drawer

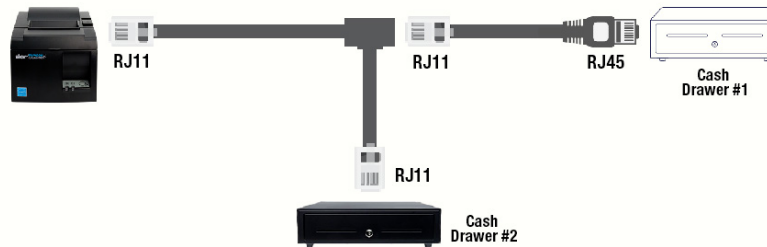
The printers can drive and get status from a Star cash drawer using the cable included with the drawer or with the additional cables below.



Description		Part Number
Cable, Cash Drawer, Connect Star Cash Drawer to Star Printer, 72 inch, Black	S1YE1Y-72 BLK V	37969530
Cable, Cash Drawer, Connect Star Cash Drawer to Star Printer, 72 inch, White	S1YE1Y-72 WHT V	37969540
Cable, Cash Drawer, Connect Star Cash Drawer to Star Printer, 120 inch, Black	S1YE1Y-120 BLK V	37961210

Connect a Star Printer to a Star Cash Drawer and an existing APG Cash Drawer

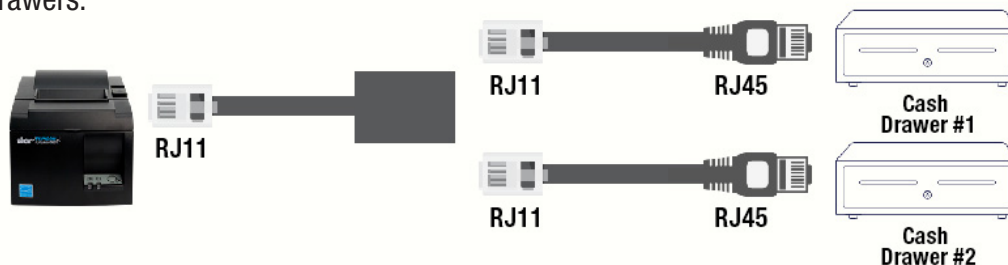
Use the 320 Cash Drawer Cable combined with the Dual Drawer Cash Drawer Cable below to connect to a Star cash drawer and an existing 320 interface APG cash drawer.



Description		Part Number
Cable, Cash Drawer, Dual Drawer Secure Cable for Star Value, Choice and Max Cash Drawers. Connect two (2) Star Cash Drawers to a Star or Epson Printer, 72 inch, Black	DK-S12YE12Y-DDSC-72	37969680
Cable, Cash Drawer 1, Connects APG Drawer with 320 Interface to Star Printer, RJ45 Male to RJ11 Male, 72 inch, Black	DK-S1Y-APG320-72 BLK	37968190

Connect a Star printer to TWO existing APG Cash Drawers

Use the two 320 Cash Drawer Cables below combined with the Y-Cable below to connect to two 320 interface APG cash drawers.

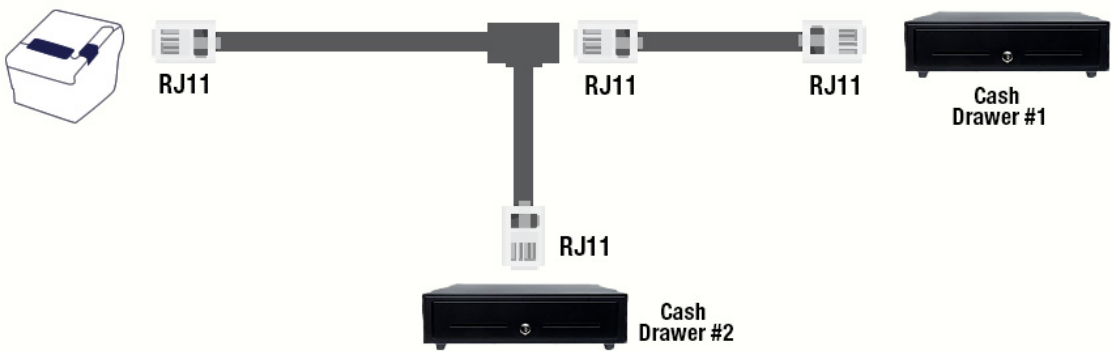


Description		Part Number
Cash Drawer, Y Cable, for Dual Cash Drawer to Connect to Epson Printer, 24inch	DK-E12Y-24-Y CABLE	37964410
Cable, Cash Drawer 1, Connects APG Drawer with 320 Interface to Star Printer, RJ45 Male to RJ11 Male, 72 inch, Black	DK-S1Y-APG320-72 BLK	37968190
Cable, Cash Drawer 2, Connects APG Drawer with 320 Interface to Star Printer, RJ45 Male to RJ11 Male, 72 inch, Black	DK-S2Y-APG320-72 BLK	37968200

Cash Drawer Connectivity Guide

Connect a printer (Epson, Bixolon, Etc) to TWO Star Cash Drawers

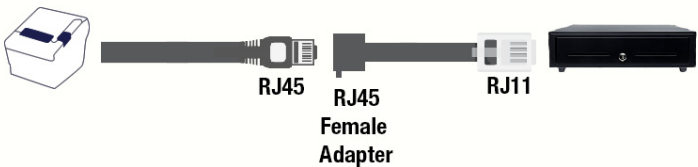
Combine the Star cash drawer cable (Included with the drawer) with the Dual Drawer Secure Cash Drawer cable below to create a dual drawer installation making a secure solution that makes it impossible to swap cash drawers at the printer.



Description		Part Number
Cable, Cash Drawer, Dual Drawer Secure Cable for Star Value, Choice and Max Cash Drawers. Connect two (2) Star Cash Drawers to a Star or Epson Printer, 72 inch, Black	DK-S12YE12Y-DDSC-72	37969530

Easy replacement of existing APG Cash Drawer

Keep your cable that connects to your current printer. Simply plug the adapter cable into the Star cash drawer, unplug the existing cable from the APG cash drawer, and plug into the adapter cable. Replacement complete.



Description		Part Number
Cable, Cash Drawer, Adapts APG Drawer with 320 Interface to Star Cash Drawer, RJ45 Female to RJ11, 15 inch, Black	DK-12Y-320-15BK	37969810

*The cables displayed in this document are representations of the cables. The size and structure of the cable are different than shown.